

Instructions to make Quarterly Estimate Tax Payments

This guide walks you through how to make Quarterly Estimate Tax payments online for the City of Amherst.

1 Navigate to <https://cityofamherst.recoanywhere.io/sign-in>

Sign In

New Here? [Create an Account](#)

OR

[Return to departments](#)

Email

Password [Forgot Password ?](#)

[Continue](#)

2 Click "Return"

Sign In

New Here? [Create an Account](#)

— OR —


[Return](#) to departments

Email


Password [Forgot Password ?](#)

Continue


3 Click "other"



Office on Aging



Income Tax



Other

4

Fill out the required information. If you are unsure of your file number, please contact the office via phone (440-988-4212) or email (incometax@amherstohio.org)

The office will provide it to you.

Departments • Blind Payments

Other Departments

File Number *	Amount*	
<input type="text" value="12345-332-FB"/>	<input type="text" value="\$ 0.00"/>	
Owner Name	Owner Address	Owner Phone
<input type="text"/>	<input type="text"/>	<input type="text" value="+1 (***) **-****"/>
Description		
<input type="text" value="Description"/>		

5

Click "Next" once all information is filled in. "View Cart" and "Secure Checkout" boxes will appear. Either box will proceed to the checkout process.